

# Key Instant Recall Facts

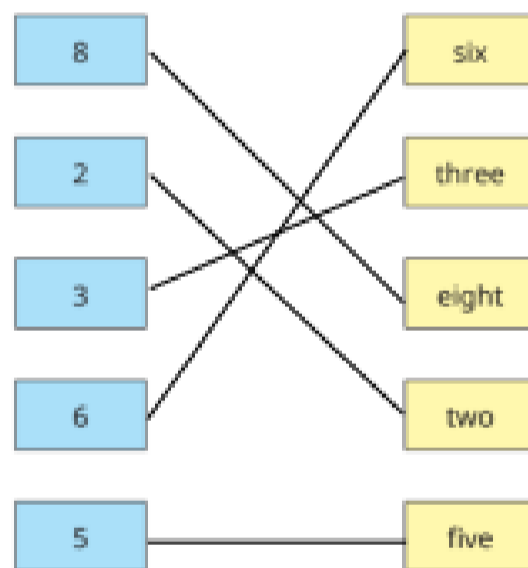
Year 1 – Autumn Term 1

By the end of this half term, children should know the following facts. The aim is for them to recall these facts **with speed and accuracy**:

I can read and write numbers  
to 10 in numerals

Children should be able to identify numbers to 10 and write them in numerals.

*For example, children should be able to match the numeral to the word.*



## Key vocabulary

1, 2, 3, 4, 5, 6, 7, 8, 9, 10

digit

one two three four

five six seven eight



nine ten

## Top tips

The secret to success is practising *little* and *often*. Use time wisely. Can you practise this KIRF whilst walking to school or during a car journey? You do not need to practise all aspects of the KIRF all at once; perhaps you could have a fact of the day, or a few facts per week to practise? If you would like more ideas, please speak to your child's teacher.

## Practical resources and ideas

Write a number between 1 and 10 in words and ask your child to write the numeral, as well as vice versa. Collect a number of objects and ask your child to write how many in numerals and words.



# Key Instant Recall Facts

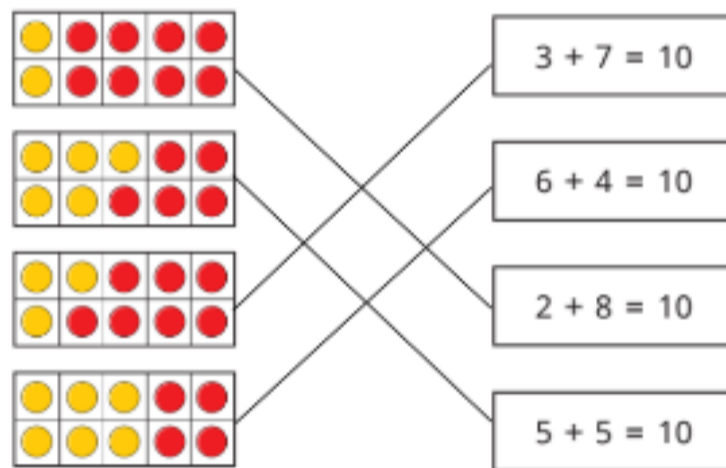
Year 1 – Autumn Term 2

By the end of this half term, children should know the following facts. The aim is for them to recall these facts **with speed and accuracy**:

## I know number bonds to 10

Children should be able to instantly recall number bonds to 10.

*For example, children should be able to recognise the number bonds to 10 using the tens frame and the matching calculation.*



### Key vocabulary

What do I add to five to make ten?

What is 10 take away 6?


How many more is 2 than 10?

### Top tips

The secret to success is practising *little* and *often*. Use time wisely. Can you practise this KIRF whilst walking to school or during a car journey? You do not need to practise all aspects of the KIRF all at once; perhaps you could have a fact of the day, or a few facts per week to practise? If you would like more ideas, please speak to your child's teacher.

### Practical resources and ideas

Write out calculations for your child with missing numbers, for example:  
 $6 + ? = 10$  You could write the calculations with the total first, for example:  
 $10 = 4 + ?$



## Key Instant Recall Facts

Year 1 – Spring Term 1

By the end of this half term, children should know the following facts. The aim is for them to recall these facts **with speed and accuracy**:

I can compare numbers to 10 using  $<$   $>$   
and  $=$

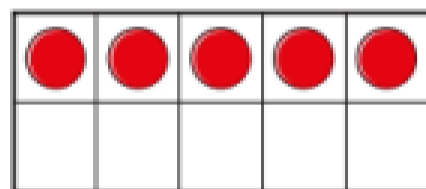

Children should be able to use their knowledge of numbers to 10 to compare them, using different representations (images, groups of objects, numerals, numbers written in words)

$<$  means less than eg.  $4 < 7$  *4 is less than 7*

$>$  means greater than eg.  $7 > 4$  *7 is greater than 4*

$=$  means equal

five



### Key vocabulary

greater than  $>$

less than  $<$

equal  $=$


compare

### Top tips

The secret to success is practising *little* and *often*. Use time wisely. Can you practise this KIRF whilst walking to school or during a car journey? You do not need to practise all aspects of the KIRF all at once; perhaps you could have a fact of the day, or a few facts per week to practise? If you would like more ideas, please speak to your child's teacher.

### Practical resources and ideas

Collect groups of up to ten objects around the home and write a number to ten in words or numerals. Ask your child to create a number sentence using  $<$   $>$  or  $=$  to compare the amounts.



# Key Instant Recall Facts

Year 1 – Spring Term 2

By the end of this half term, children should know the following facts. The aim is for them to recall these facts **with speed and accuracy**:

I can count in 2s and I know doubles and halves to 10

Children should be able to count in 2s and use this knowledge to help them double and halve numbers to 10.

How many flowers are there?



Share the flowers into two groups. How many is half of the flowers?

## Key vocabulary

half

double

twice as many

half as many

share

group

## Top tips

The secret to success is practising *little* and *often*. Use time wisely. Can you practise this KIRF whilst walking to school or during a car journey? You do not need to practise all aspects of the KIRF all at once; perhaps you could have a fact of the day, or a few facts per week to practise? If you would like more ideas, please speak to your child's teacher.

## Practical resources and ideas

Count in twos when out and about (e.g. pairs of cars in the car park).  
Collect ten objects around the home and practise halving groups of two objects (e.g. six objects, shared into two groups). Repeat with doubling.



## Key Instant Recall Facts

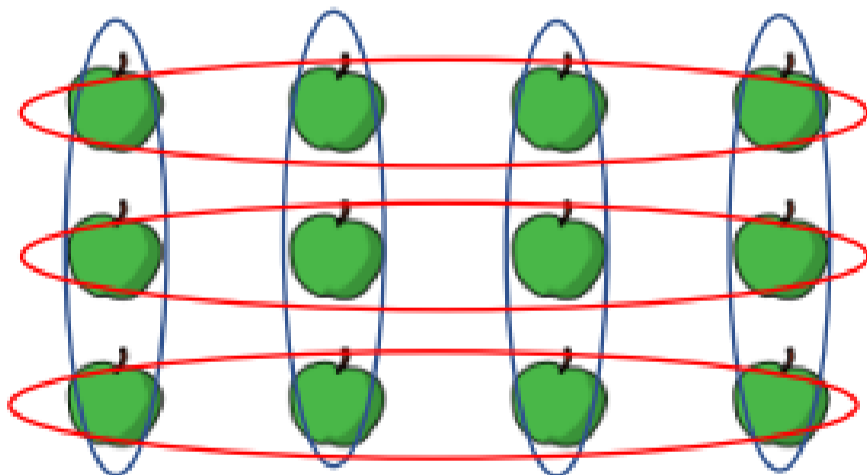
Year 1 – Summer Term 1

By the end of this half term, children should know the following facts. The aim is for them to recall these facts **with speed and accuracy**:

### I can make and talk about simple arrays

Children should be able to discuss and make simple arrays using counters, objects or drawing.

This array shows four groups of three apples. It also shows three groups of four apples.



#### Key vocabulary

array

groups

equal groups

share

times

multiply

#### Top tips

The secret to success is practising *little* and *often*. Use time wisely. Can you practise this KIRF whilst walking to school or during a car journey? You do not need to practise all aspects of the KIRF all at once; perhaps you could have a fact of the day, or a few facts per week to practise? If you would like more ideas, please speak to your child's teacher.

#### Practical resources and ideas

Practise making arrays with objects at home or counters if you have them. Can your child identify the equal groups? Talk about what they can see. Then ask your child to make an array, e.g. "Can you make an array to show two groups of four counters?"



## Key Instant Recall Facts

Year 1 – Summer Term 2

By the end of this half term, children should know the following facts. The aim is for them to recall these facts **with speed and accuracy**:

I can find  $\frac{1}{4}$  and  $\frac{1}{2}$   
of a quantity

Children should be able to find a half or a quarter of a quantity, both using objects and using pictures or numerals.



Half of  is

Is this a quarter? Tell me how you know!



### Key vocabulary

half  $\frac{1}{2}$

quarter  $\frac{1}{4}$

equal parts

part

whole

### Top tips

The secret to success is practising *little* and *often*. Use time wisely. Can you practise this KIRF whilst walking to school or during a car journey? You do not need to practise all aspects of the KIRF all at once; perhaps you could have a fact of the day, or a few facts per week to practise? If you would like more ideas, please speak to your child's teacher.

### Practical resources and ideas

Using objects around the home, ask your child to share into groups of two or four to find a half or a quarter. You could also use money, e.g. 1p pieces. Count how many altogether first then share equally.