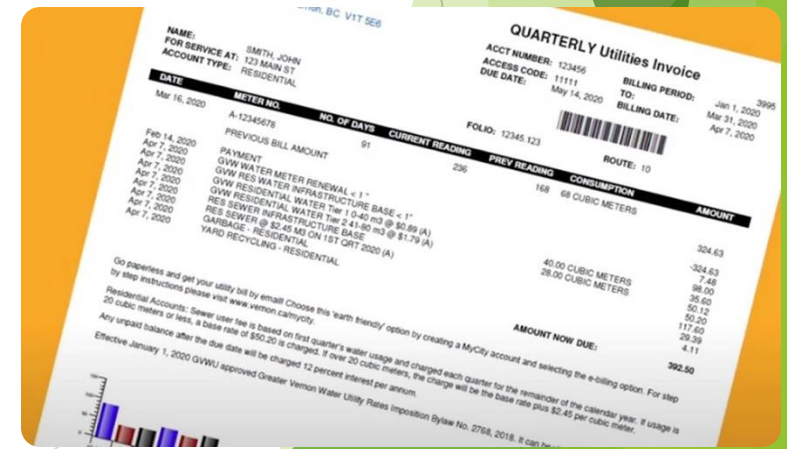



Year 1 and Year 2

Reading Quick Start

How many times have you already read today?



Little Wandle Letters and Sounds Revised

Our school has chosen *Little Wandle Letters and Sounds Revised* as our systematic, synthetic phonics (SSP) programme to teach early reading and spelling.



Blending to read words



Terminology

Phoneme

Grapheme

Digraph

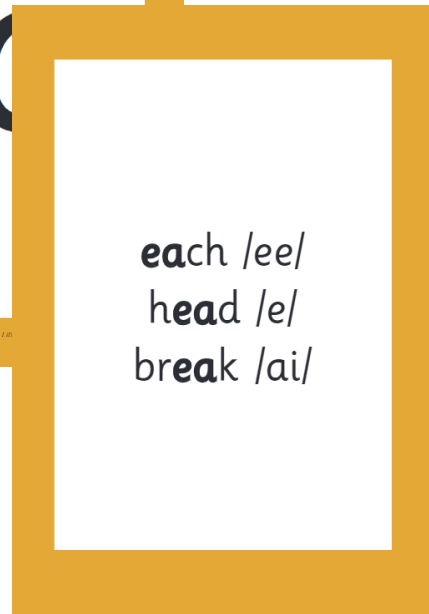

Trigraph

Split vowel digraph

Blend

Segment

How we make learning stick



Reading and spelling

ea

each /ee/
head /e/
break /ai/

And all the different ways to write
the phoneme sh:

shell

chef

special

caption

mansion

passion

Tricky words



Spelling




- ▶ Say the word.
- ▶ Segment the sounds.
- ▶ Count the sounds.
- ▶ Write them down.



How do we teach reading in books?

Reading practice sessions are:

- ▶ timetabled three times a week
- ▶ taught by a trained teacher/teaching assistant
- ▶ taught in small groups.



Reading a book at the right level

This means that your child should:

- ▶ Know all the sounds and tricky words in their phonics book well
- ▶ Read many of the words by silent blending (in their head) - their reading will be automatic
- ▶ Only need to stop and sound out about 5% of the words by the time they bring the book home - but they should be able to do this on their own.



The background features abstract, overlapping geometric shapes in various shades of green, ranging from light lime to dark forest green. These shapes are primarily located on the right side of the frame, creating a modern, layered effect. The rest of the background is plain white.

Reading at home

The most important thing you can do is read with your child

Reading a book and chatting had a positive impact a year later on children's ability to...


- ▶ understand words and sentences
- ▶ use a wide range of vocabulary
- ▶ develop listening comprehension skills.

The amount of books children were exposed to by age 6 was a positive predictor of their reading ability two years later.



Listening to your child read their phonics book

- ▶ Your child should be able to read their book without your help.
- ▶ If they can't read a word read it to them.
- ▶ Talk about the book and celebrate their success.



Parent support from Little Wandle

Support for phonics

How we teach

Books coming home

These four videos show you how to pronounce the sounds. Notice how the children don't add an 'uh' sound at the end, so they say: 't' not 'tuh'. Use the downloadable information to help your child remember how to write their letters and say their sounds.

Videos



Phase 2 sounds taught in Reception Autumn 1



Phase 2 sounds taught in Reception Autumn 2



Phase 3 sounds taught in Reception Spring 1



Phase 5 sounds taught in

Need help?



Phase 2 grapheme representation chart			Autumn 1	
Grapheme	Sound	Phonics	Phonics	Phonics
S	s	S	s	s

Developing a life long relationship with books and reading

- ▶ Love of Reading
- ▶ DEAR - Drop Everything and Read
- ▶ Whole Class Reading

Phonics Screening Check

The Phonics Screening is a statutory assessment for all Year 1 children.

The screening takes place in June of each year.

It consists of 40 words. 20 real words and 20 'nonsense words' that children have to decode and blend.

Pass has been 32/40 but this may change

1:1 assessment

Year 2 Reading SATs

At the end of KS1 the children will complete a reading paper. Through the work done with our Reading Vipers children are taught reading comprehension skills to help them make sense of the text:

1. Read the text carefully
2. Read the question
3. Highlight the keywords in the question
4. Scan read the text looking for the key words
5. Write the answer

