

“Every child is a unique child of God.”




WHINMOOR



ST. PAUL'S
C of E Primary School

Year 6 SATs Parent help sheet

As we are fast approaching this year's SATs tests in May, in preparation we would like to offer some guidance and tips for the next coming weeks to help your child reach their full potential. Below are some of the key areas we will be focusing on over the half term which are easy to continue to work on at home.

<p>Maths</p> 	<p>Reading</p> 	<p>Writing</p> 
<ol style="list-style-type: none"> 1. Times table knowledge and matching division facts. This really helps with all areas of maths, especially fractions! 2. Fractions- understanding the 4 methods to solve problems 3. Making connections between symbols and mathematical language EG product and x 4. The 4 written methods and being able to double check their answers for silly mistakes 5. Understanding and solving decimal problems. Looking at all decimals as money can really help 	<ol style="list-style-type: none"> 1. Reading a range of fiction and non-fiction texts 2. Reading short texts and being able to summarise the main points from the text 3. Understanding tricky language and being able to work out what the word means by the context of the text or sentence 4. Identify reasons why the author has chosen certain language features, such as 'showing not telling' the reader the emotions and actions of a character 5. Understanding reasons for choices the character has made in a text 	<p>Spelling: Please look at the year 6 spelling patterns and key words from their spelling books, planners and revision guides.</p> <p>Take time to test them on previously taught spellings from earlier in the year as well as any words of your choice.</p> <p>Key patterns: Homophones, hyphenated words, se/ce words, antonyms, looking at the different suffixes and prefixes.</p>

Whinmoor St Paul's CofE Primary School, Whinmoor Crescent, Whinmoor, Leeds, LS14 1EG

Tel: 0113 2657250 Email: office@whinmoorstpauls.co.uk

Website: whinmoorstpauls.co.uk

Headteacher: M McBride BEd (Hons) NPQH Deputy: L Vaughan BA (Hons)



Top Tips to help your child:

- Talk about the SATs and tell them not worry about them. The school will also do this too, but it makes a bigger impact if school and parents do this together. Children perform best when they are relaxed.



- Reading is a key part of primary education so keep encouraging daily reading whether your child reads on their own or if you read together. Discuss the books, the characters, and the storylines and encourage your child to express their own opinions on the book. This is important to their long term development as well as SATs test.

- Play mental games when you are on the way home whether you are walking or driving. Playing card games, Uno, Monopoly and dominoes all help with maths. Whereas games like Hangman, Boggle or Scrabble will support with literacy.

- If you are searching for SATs papers on the internet, remember there are a limited number of new style SATs papers as they only began in 2016. It is best to avoid looking at these with your child as your school will use them for practice. For additional resources please use [Mathletics](#) as it has targeted questions for all abilities for Maths and [SPAG.com](#) for Grammar.



- Stay positive. Many children enjoy taking the tests as they see it as a challenge and like the importance and the feeling of being special that SATs give year 6.